

# The [Baren] Forum for Woodblock Printmaking Exchange #71

Technique challenge : None

Theme: Open

Paper size: Chuban - 10" X 7.5" inches

Image size: Any size to fit paper (any orientation)

Paper type: No restriction

Number of participants: 27

Coordinator: Martha Knox

[www.barenforum.org](http://www.barenforum.org)

## Participants:



Name: Anne van Oppen

Email: [annevo5@hotmail.com](mailto:annevo5@hotmail.com)

Location: Southern California

Print Title: Sunrise Social

Paper Dimension: 10" x 7 1/2"

Image Dimension: 10" x 7 1/2"

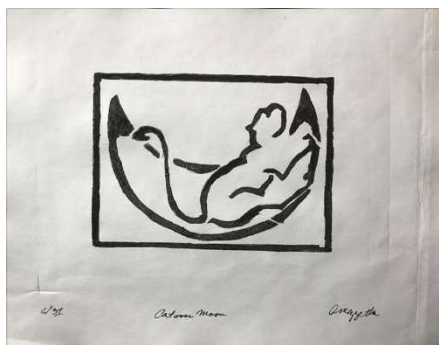
Block: Linoleum

Pigment or Ink: Caligo Safe Wash & Charbonnel Aqua Wash

Paper: Fabriano

Edition: 35

Comments: None



Name: August Mezzetta

Email: [undefined.august@gmail.com](mailto:undefined.august@gmail.com)

Location: United States

Print Title: Cat over Moon

Paper Dimension: 7.5"x10"

Image Dimension: 5.25"x4.0"

Block: Shina Plywood

Pigment or Ink: Akua Black liquid pigment

Paper: Canson Mixed Media Cotton acid free

Edition: 31

Comments: None



Name: Ayesha Vemuri

Email: [ayesha.vemuri@gmail.com](mailto:ayesha.vemuri@gmail.com)

Location: Montreal

Print Title: Octopus I

Paper Dimension: 7.5x10

Image Dimension: 7.5x10

Block: Shina plywood

Pigment or Ink:

Paper: Fabriano Tiziano Blanco

Edition: 35

Comments: None



Name: Barbara Carr  
Email: [barbaracarr42@gmail.com](mailto:barbaracarr42@gmail.com)  
Location: Salisbury, NH, USA  
Print Title: Hunting For Acorns  
Paper Dimension: 7.5" x 10"  
Image Dimension: 6" x 8"  
Block: Shina plywood  
Pigment or Ink: Graphic Chemical Bismarck Brown  
Paper: Rives lightweight  
Edition: open

Comments: Flocks of turkeys come through our place year round. One day, about a dozen took advantage of the spilled seed under our bird feeders. I was able to get photos at close range from inside the house.  
[barbaracarrfineart.com](http://barbaracarrfineart.com)



Name: Barbara Mason  
Email: [barbaramason45@yahoo.com](mailto:barbaramason45@yahoo.com)  
Location: Hillsboro Oregon  
Print Title: Puffin Duo  
Paper Dimension: 7.5x10  
Image Dimension: 6.5x9  
Block: woodblock, 4 blocks  
Pigment or Ink: Waterbased inks, powder and watercolor  
Paper: mystery paper  
Edition: 31

Comments: Due to snow I had paper issues, but finally scrounged enough to print the edition. Interesting, I tried to layer it all one color over another to get a really good black...why is everything we do such a learning exercise???



Name: Bea Gold  
Email: [bnj50@att.net](mailto:bnj50@att.net)  
Location: California, USA  
Print Title: Winter Coming  
Paper Dimension: 7.5x10"  
Image Dimension: 7.5x9.5  
Block: 4 shina blocks  
Pigment or Ink: Akua Liquid Pigment  
Paper: NishiGushi  
Edition: 50

Comments: Water based hanga style prints. This was a fun print to do. Thank you!



Name: Chris Blank  
Email: [lotusgriffin@gmail.com](mailto:lotusgriffin@gmail.com)  
Location: Arlington, Texas  
Print Title: Forever Wolves  
Paper Dimension: 10 x 7.5  
Image Dimension: 6.5" x 6.25"  
Block: linoleum  
Pigment or Ink: True flow, waterbased, black  
Paper: Stratmore  
Edition: 35

Comments: A mother wolf and cub in front of a partial mandala featuring Celtic knot work with the trefoil in a forever knot and Celtic running wolves. Printed with my pin press.



Name: Cyndy Wilson  
Email: [crwilson56@centurylink.net](mailto:crwilson56@centurylink.net)  
Location: Spokane, WA  
Print Title: Golden Cordyline  
Paper Dimension:  
Image Dimension:  
Block: linoleum  
Pigment or Ink: Dan Smith Relief Black  
Paper: Rives BFK  
Edition:  
Comments: None



Name: Diane Cutter  
Email: [cutterstudio@yahoo.com](mailto:cutterstudio@yahoo.com)  
Location: Corrales, New Mexico USA  
Print Title: Nefertiti or Bust  
Paper Dimension: 10 x 7.5  
Image Dimension: 6 x 4  
Block: Linocut  
Pigment or Ink: Akua intaglio mars black  
Paper: Arches 88  
Edition: 40  
Comments: When cutting this block, I kept thinking of jellyfish adrift but, as I printed, the image kept looking like the famous head of Nefertiti. I love abstract work... it's all left to the viewers' interpretations.



Name: Dorothy Schultz  
Email: [dorothy.schultz@gmail.com](mailto:dorothy.schultz@gmail.com)  
Location: Calgary, Alberta  
Print Title: Tulip Time  
Paper Dimension: 10 inches by 7.5 inches  
Image Dimension: 10 inches by 7.5 inches  
Block: oak  
Pigment or Ink: Speedball water based black  
Paper: Strathmore 400 series  
Edition: 31  
Comments: I found this print to be very challenging as it is the largest wood block print I have done. But having said that I learned a lot for the next print.



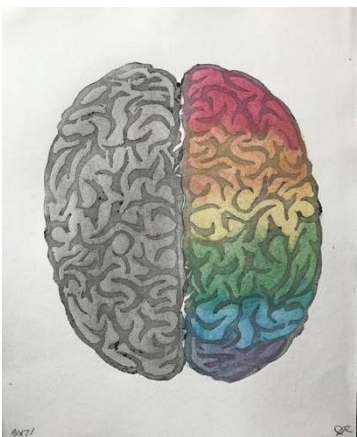
Name: George Jarvis  
Email: [gjarvisart@yahoo.com](mailto:gjarvisart@yahoo.com)  
Location: Akita, Japan  
Print Title: 林の池 (Forest Pond)  
Paper Dimension: 19.5 x 25.5 cm  
Image Dimension: 13.5 x 20 cm  
Block: Matsumura Shina plywood  
Pigment or Ink: Golden Open Carbon Black  
Paper: 出羽和紙 100%楮 (Idewashi 100% Kozo)  
Edition: 45  
Comments: Printed with a Baren.




Name: Gillyin Gatto  
Email: [bobcatpath@myfairpoint.net](mailto:bobcatpath@myfairpoint.net)  
Location: Machias, ME USA  
Print Title:  
Paper Dimension: 10 x 7.5 inches  
Image Dimension: 7 x 6 inches  
Block:  
Pigment or Ink:  
Paper:  
Edition: 75  
Comments:



Name: joseph taylor  
Email: [joseph280@gmail.com](mailto:joseph280@gmail.com)  
Location: Evanston, Il 60201  
Print Title: The Calling  
Paper Dimension: 7.5 x 10"  
Image Dimension: 6 x 9"  
Block: Shiina ply  
Pigment or Ink: Graphic Chemical Franklin Black pigment / No.3 Burnt plate oil  
Paper: Sekishu  
Edition: 100  
Comments: Printed on a Dickerson Combo press. It's been too long between prints. I've got a beta site in the works at <http://joseph280.wixsite.com/artist-illustrator/home>



Name: Julio Rodriguez  
Email: [julio.rodriguez@walgreens.com](mailto:julio.rodriguez@walgreens.com)  
Location: Skokie, Illinois  
Print Title: Because not everything or everyone is just Black & White  
Paper Dimension: 7.5 X 10 inches  
Image Dimension: 7.5 X 10 inches  
Block: Linoleum  
Pigment or Ink: Blicks Printmaking water based inks  
Paper: Rives White Heavy  
Edition: 36  
Comments: How boring this world would be if we were all alike. What makes us different also makes us special. This print is a statement for tolerance and acceptance something severely lacking in our time.



Name: Katie Argyle  
Email: [katieargyle@gmail.com](mailto:katieargyle@gmail.com)  
Location: Richmond Hill, Ontario, Canada  
Print Title: it caused a commotion  
Paper Dimension: 7 1/2" x 10"  
Image Dimension: 5 3/8" x 6"  
Block: woodblock  
Pigment or Ink: Caligo  
Paper: Masa  
Edition: 35  
Comments: BLOG: [plasticmasters.blogspot.com](http://plasticmasters.blogspot.com)  
WEBSITE: [katieargyle.com](http://katieargyle.com)



Name: Kristine Alder  
Email: [imakeprints@hotmail.com](mailto:imakeprints@hotmail.com)  
Location: St. George, UT, USA  
Print Title: Caught in the Act  
Paper Dimension: 7.5 x 10 inches  
Image Dimension: 4 x 6 inches  
Block: Lino  
Pigment or Ink: Graphic Chem Bone Black  
Paper: Stonehenge natural  
Edition: 40

Comments: On the farm it was common to have to deal with those cute little critters, rodents of various shapes and sizes, raiding the granary and corn crib. This fellow got caught in the act.




Name: Lindsay Schwartz  
Email: [Lindsayschwartz31@gmail.com](mailto:Lindsayschwartz31@gmail.com)  
Location: Portland, Oregon  
Print Title: The Shed  
Paper Dimension: 7.5"x10"  
Image Dimension: 5"x7"  
Block: Linoleum  
Pigment or Ink: Akua water based  
Paper: Various Cotton and Kozo  
Edition: Open

Comments: My Grandparents recently sold their cabin in the MT. Hood national Forest. It was built by my grandmother and her parents in the late 40's. The cabin was a constant retreat all of my life and fueled my love of nature. The old growth forest provided massive inspiration for my art and general peace of mind. This image is of the woodshed. Cords of wood stacked inside as well as an abundance of tools and winter toys filled the small building to the brim. This is probably the first of many prints to memorialize this wonderful place




Name: Lisa Toth  
Email: [lisaToth@optonline.net](mailto:lisaToth@optonline.net)  
Location: Chester, NY  
Print Title: A pool Moment  
Paper Dimension: 7.5" x 10"  
Image Dimension: 7" x 8"  
Block: maple  
Pigment or Ink: Caligo Safe Wash Relief Ink  
Paper: Fabriano Rosapina  
Edition: 45  
Comments: None



Name: Maria Arango Diener  
Email: [1000woodcuts@gmail.com](mailto:1000woodcuts@gmail.com)  
Location: Las Vegas, Nevada USA  
Print Title: Old Cabin  
Paper Dimension: 7.5 x 10 inches  
Image Dimension: 7 x 9 inches  
Block: Cherrywood  
Pigment or Ink: Charbonnel Aqua Wash  
Paper: Banana bark handmade  
Edition: 60

Comments: About 3 years ago we purchased an old cabin built in 1972 that had been sitting unwanted for over 20 years. More than an old cabin, it has become a refuge, an ongoing project, a learning experience, a getaway, a delightful never ending occupation and ever present peaceful and quiet place; perhaps the culmination of our American dream.



Name: Martha Knox  
 Email: [marfknox@gmail.com](mailto:marfknox@gmail.com)  
 Location: Philadelphia, PA  
 Print Title: Hay Ride  
 Paper Dimension: 7.5 x 10 inches  
 Image Dimension: 6 x 8 inches  
 Block: Shina plywood  
 Pigment or Ink: Gamblin Relief Ink  
 Paper: Stonehenge  
 Edition: 36  
 Comments: The image is from a photograph I took of my younger daughter on a hay ride this past October. Read more on my blog: <http://wordsonwoodcuts.blogspot.com/2017/01/hay-ride.html>




Name: Monica Bright  
 Email: [megs\\_84321@yahoo.com](mailto:megs_84321@yahoo.com)  
 Location: Star, Idaho  
 Print Title: Requiem of a Jailbird  
 Paper Dimension: 7.5"x10"  
 Image Dimension: 5"x7"  
 Block: Three linoleum blocks with reduction  
 Pigment or Ink: Dan Smith Watersoluable  
 Paper: Rives BFK  
 Edition: 36  
 Comments: This image is part of a larger series that I've been developing for a long time. The big idea deals with real and perceived freedom and the restraints we impose on ourselves. Like I said, it's kind of a big idea. And this image is just one

part of it. I can't wait to see what's next.



Name: Patricia Phare-Camp  
 Email: [Pharecamp@imp-s.com](mailto:Pharecamp@imp-s.com)  
 Location: Sacramento California  
 Print Title: Chine Colle Gouge  
 Paper Dimension: 7.5 x 10"  
 Image Dimension: 6.5 x 9"  
 Block: Linoleum  
 Pigment or Ink: Speedball Printmaster Relief Ink  
 Paper: Strathmore Printmaking Paper  
 Edition: 36  
 Comments: I experimented with some new printmaking materials in this edition. The paper is new from Strathmore, designed in cooperation with university professors.

The Speedball Printmaster relief ink is better than their standard inks and takes some getting used to, I still didn't find it as workable as Graphic Chemical water soluble but it cleans up the easiest. Although the quality isn't as good as Graphic Chemical it's still pretty righteous. Chine Colle enhancement was applied using Mod Podge as adhesive. The silver element is silver gift tissue, the brown is map printed gift wrap. I learned long ago from Carol Wagner that the use of acrylic mediums neutralizes the ph of paper, mod podge is acrylic based. This is a print in my "Tools of the Trade" series.



Name: Robert Simola  
 Email: [rsimola@yahoo.com](mailto:rsimola@yahoo.com)  
 Location: Templeton, CA USA  
 Print Title: California Poppies  
 Paper Dimension: 7.5 x 10 inches  
 Image Dimension: 5 x 8 inches  
 Block:  
 Pigment or Ink:  
 Paper:  
 Edition: 50  
 Comments: This wood block print is one from a series of prints I am doing for a coloring book project.



Name: Theresa Martin  
Email: [tilleymartin@sbcglobal.net](mailto:tilleymartin@sbcglobal.net)  
Location: Lawrence, KS USA  
Print Title: Satisfaction  
Paper Dimension: 10 X 7 1/2 inches  
Image Dimension: 8 X 6 1/8 inches  
Block: Linoleum (3 blocks)  
Pigment or Ink: Gamblin and Graphic Chemical oil-based relief ink  
Paper: Stonehenge  
Edition: 34

Comments: It seems like I'm always disappointed that the prints I make for these exchanges aren't my best ones. They're not the worst ones, either. Of all the prints I make, I love about 25% of them, hate about 25%, and am kind of neutral about the remaining 50%. Unfortunately, I can't determine ahead of time which are going to be which, and for some

reason, can't just decide that they're all going to be top 25% prints. You have to make the bad ones in order to get the good ones (or at least that's true for me). So I just keep making prints.

Okay, it's a lie that I've been disappointed in ALL the prints I've done for these exchanges--I've REALLY liked two of them, but just not this one. I loved my sketch, and I loved how it looked after the first two layers--full of mystery and cool texture. But that mystery disappeared with the 3rd layer. The 4th layer helped pull it together some, but still..... At least I learned some worthwhile things about color and texture.



Name: Therese Krupp  
Email: [nimblefingers58@yahoo.com](mailto:nimblefingers58@yahoo.com)  
Location: Minneapolis, Minnesota  
Print Title: A Quiet Moment  
Paper Dimension: 7 x 10  
Image Dimension: 7 x 10  
Block: Linocut  
Pigment or Ink: Black coop ink  
Paper: silk screening paper  
Edition: 54

Comments: This image has been hanging over my desk for a year or so. The intensity of eye contact intrigued me...as well as the extra set of eyes trying to stay out of "a quiet moment"...



Name: Valerie Littlewood  
Email: [val.littlewood@gmail.com](mailto:val.littlewood@gmail.com)  
Location: UK  
Print Title: Oak  
Paper Dimension: Chuban  
Image Dimension: 11 x 16 cm. 6.75 x 4.25 inches  
Block: Wood  
Pigment or Ink: Water based Ink  
Paper: Similli  
Edition: Open  
Comments: [www.pencilandleaf.blogspot.com](http://www.pencilandleaf.blogspot.com)



Name: Wanda Hemmings  
Email: [wandahemmings@btinternet.com](mailto:wandahemmings@btinternet.com)  
Location: United Kingdom  
Print Title:  
Paper Dimension: 7.5" x 10"  
Image Dimension: 6" x 8.25"  
Block: 2 lino blocks  
Pigment or Ink: Akua Intaglio  
Paper: Simili  
Edition: 31

Comments: This is from a photo of two trees in my back yard as they looked before drastic pruning. I miss their former elegance.

I had real difficulty with the second block and I'm not happy with the finished result. When I figure out what went wrong I will have learnt something.